

Jali

by Patricia Urquiola



Jali

by Patricia Urquiola

Jali – form of decoration typical of the Indian architecture, composed by perforated rocks with an ornamental motif, translated as *grid* – is a simple and functional terracotta brick with delicate shapes, conceived to build structures and decorative furnishings of various kind. The collection features a three-dimensional element in the size 24x24x12 cm, produced by extrusion, available in three colours: Neutro, the natural version, Nero and Bianco, with a glossy finish.


Jali can be placed in residential and commercial spaces, indoor and outdoor, and it has been conceived to play with installation as much as possible. The bricks have a modular geometry and can be placed both vertically and horizontally, or combining the two poses, in line or in staggered positions. The infinite solutions allow to create dynamic compositions, architectural elements and furnishings, overcoming the two-dimensional quality of surfaces.




//

Jali is a perforated rock, an architectural micro grid typical of Indian architecture, with geometrical or floral motifs. For Mutina, I have designed a 3D object inspired by this element: a versatile yet rigorous presence, simple and poetic. Jali can be placed in many different ways: both vertically and horizontally, in line or in staggered positions, creating dynamic filters, architectural elements as well as real furniture.”

Patricia Urquiola





Textures



Jali Bianco



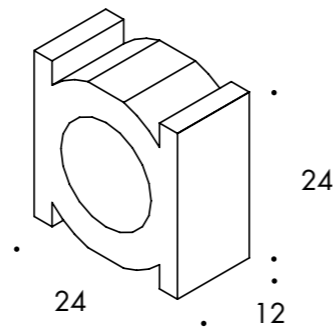
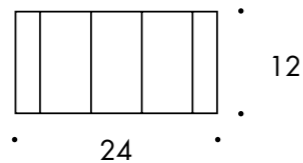
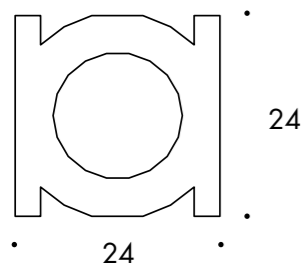
Jali Neutro



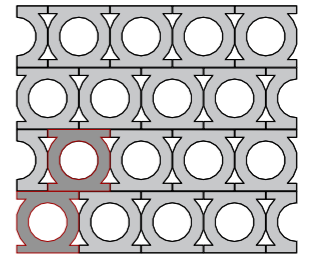

Jali Nero

Size

24·24·12 cm
9"·4"·9"

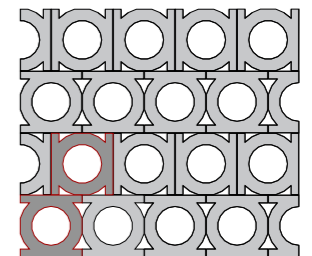


Laying scheme 1



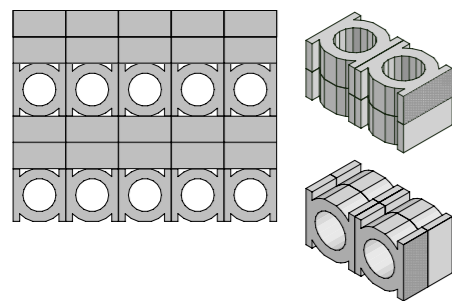

laying scheme 1
17,36 pcs / sqm

Laying scheme 2



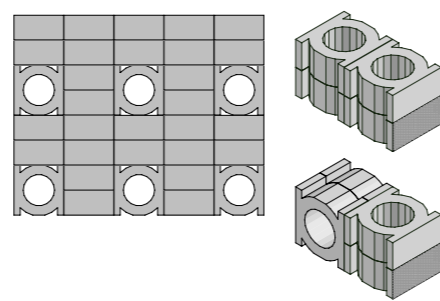

laying scheme 2
17,36 pcs / sqm

Laying scheme 3



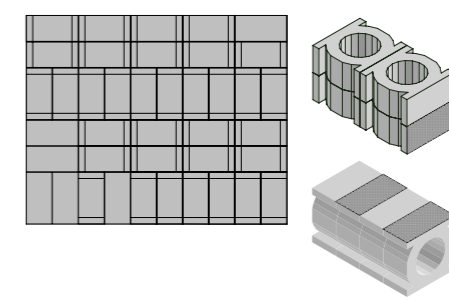
laying scheme 3
34,72 pcs / sqm

Laying scheme 4



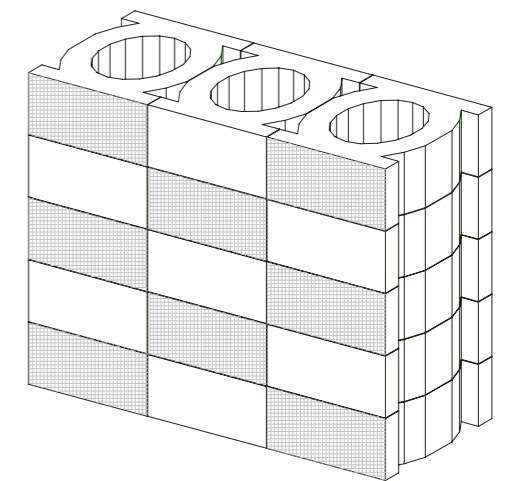
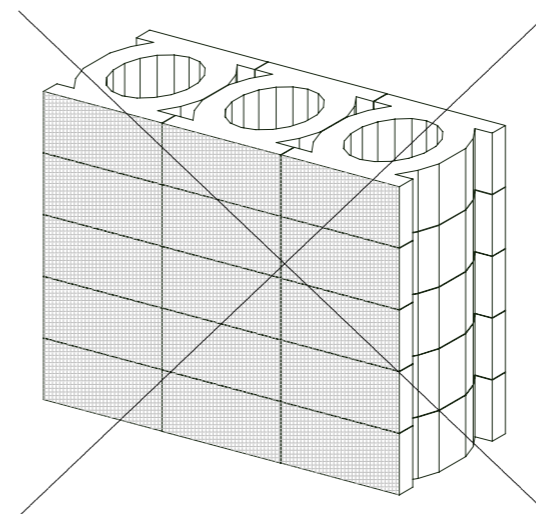
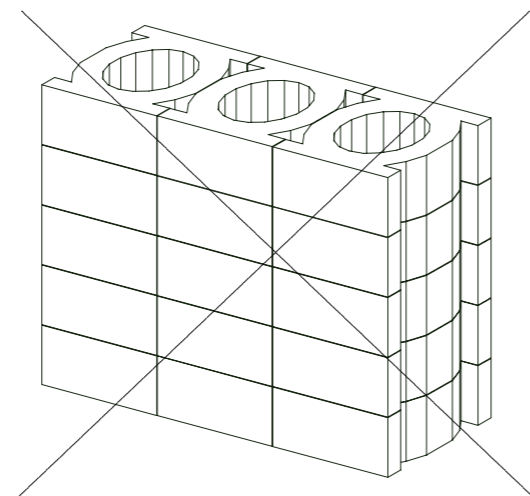
layingscheme4
34,72 pcs / sqm

Laying scheme 5



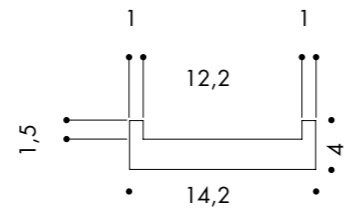
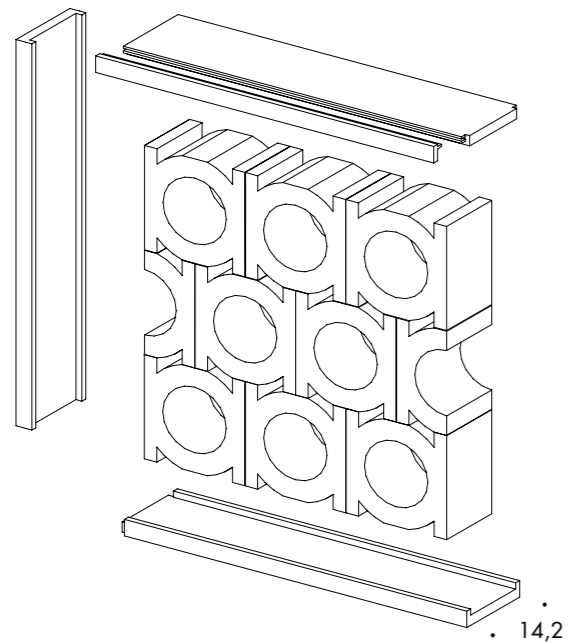
laying scheme 5
17,36 pcs / sqm

To ensure greater dimensional uniformity among the pieces, it is recommended to alternate the laying direction. The buyer is responsible for verifying the information received and for ensuring that the design and construction decisions comply with proper construction techniques and regulations, including local laws applicable at the time of the product's use and in the country of its final destination.



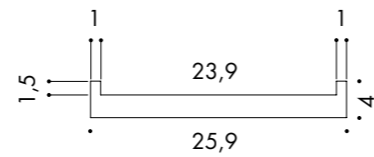
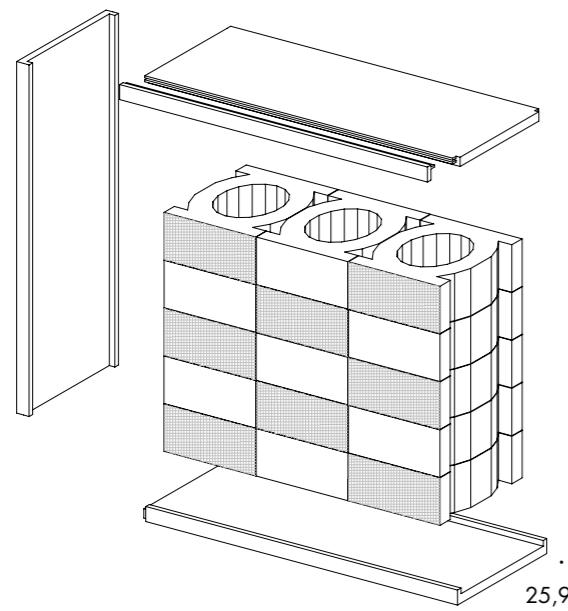
Complementary pieces

profile with vertical installation



section

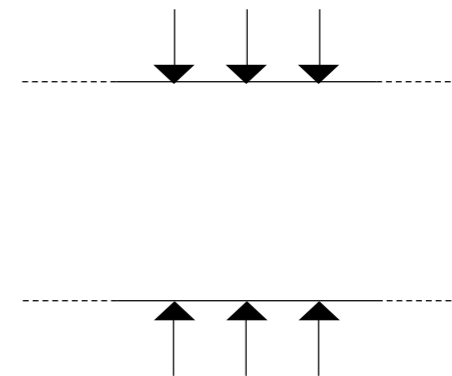
profile with horizontal installation



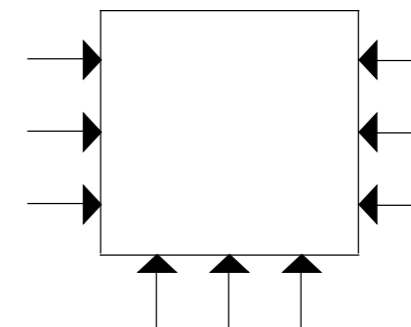
section

Anchorage schemes

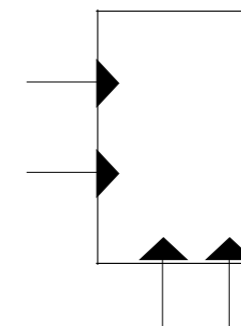
ANCHORING ON 2 SIDES
MAX h400 cm



ANCHORING ON 3 SIDES
MAX h400x300 cm



ANCHORING ON 2 SIDES
MAX h250x100 cm



General information

collection	Jali
design	Patricia Urquiola, 2023
production	Artisanal
material	Extruded terracotta
nominal sizes	24·12·24 cm (9"·4"·9")
specification	<p>– Artisanal extruded partition elements, 12cm thick. – 3 Colors: Neutro, Bianco and Nero</p> <p>This product is suitable for both residential and commercial spaces to construct walls with a maximum height of 4 metres. The buyer is not released from the obligation of checking the information received, and for making design and construction choices in compliance with good construction techniques and regulations, including local ones, in force at the time of use of the product and in the country of final destination. The NTC 2018 DECRETO MIN 27/01 regulation shall apply in Italy.</p> <p>It is possible to install JALI with or without the aid of the wooden profile. In case you choose to use the accessory element, Mutina provides the EC 1 plus adhesive for VOC emissions.</p>
complementary pieces	Linear profile 300, top profile 300
category	UNI EN 772 772-22

Laying and maintenance tips

use	Wall – indoor and outdoor areas complying with UNI EN 772-22 marked "F1-moderate exposure".
recommended adhesive	Mutina adhesive: solvents-free, eco-friendly organic
recommended joints	–
recommended fillers	–
cleaning at the end of installation	Avoid drippings during installation. If needed the excess can be removed after the product has dried, using a tool with a sharp edge.
general cleaning (installed tiles)	–
calibers (real size)	24·24·12 cm with 1-3 mm tolerance (artisanal product)

Technical features

STANDARD	FEATURES	VALUE REQUIRED	JALI
UNI EN 772-16	dimensions	to declare	T2 – R2
UNI EN 772-21:2011	water absorption	to declare	12.5%
UNI EN 772-5:2016	content of active soluble salts	to declare	S2
UNI EN CEN/TS 772- 22:2006	freeze-thaw resistance	to declare	F1
D.M. 1401/2008	determination of horizontal variable loads	to declare	C2
LEED CERTIFICATION 4.1			10% recycled material
VOC EMISSION			available upon request
DECLARATION OF CONTENTS			available upon request
SDS			available upon request
BPD3			available upon request
HDP			available upon request

Packing

SIZE	PCS·SQM	PCS·BOX	BOX·PAL	SQM·PAL	PCS·PAL	KG·PC	KG·PAL
neutro	-	-	-	3,69	64	8,20	535
bianco, nero	-	2	36	4,15	72	8,20	600
laying scheme 1	17,36						
laying scheme 2	17,36						
laying scheme 3	34,72						
laying scheme 4	34,72						
laying scheme 5	34,72						



OPUSTONE.COM

FORT LAUDERDALE | MIAMI | WEST PALM BEACH